

SUR  
PRIS  
INGLY  
INGE  
NIUS

[www.advantageaustria.org](http://www.advantageaustria.org)



# Importance of Austrian exports

**EUR 125.4 bn** export of goods 2013

**EUR 130.0 bn** import of goods 2013

**47,000** exporters: 10% of all Austrian companies

**56.7 %** export sales ratio: **6 in every 10 EUR**

**USD 20.134** export per capita: **world's 7<sup>th</sup> largest exporter**

**EUR 161 bn** outward FDI stock

**EUR 125 bn** inward FDI stock

Exports account for **EUR 3.5bn** of additional public sector income

GDP growth rate of **2.0%** is export-related

# The Austrian Federal Economic Chamber

- Entrusted with governmental responsibilities: statutory obligation to promote foreign trade
- Financed through membership contributions **not** tax revenue
- Creation of a customer-oriented service organisation

... and its international arm,

## ADVANTAGE AUSTRIA

- Lobbying
- Business development
- Knowledge transfer at home and abroad

# Worldwide Business Support

400,000 companies

47,000 export companies

## Information

Learn more. Faster.

Around 1,100 publications

## Coaching

Advice. Support. Guidance.

22,000 Austrian companies

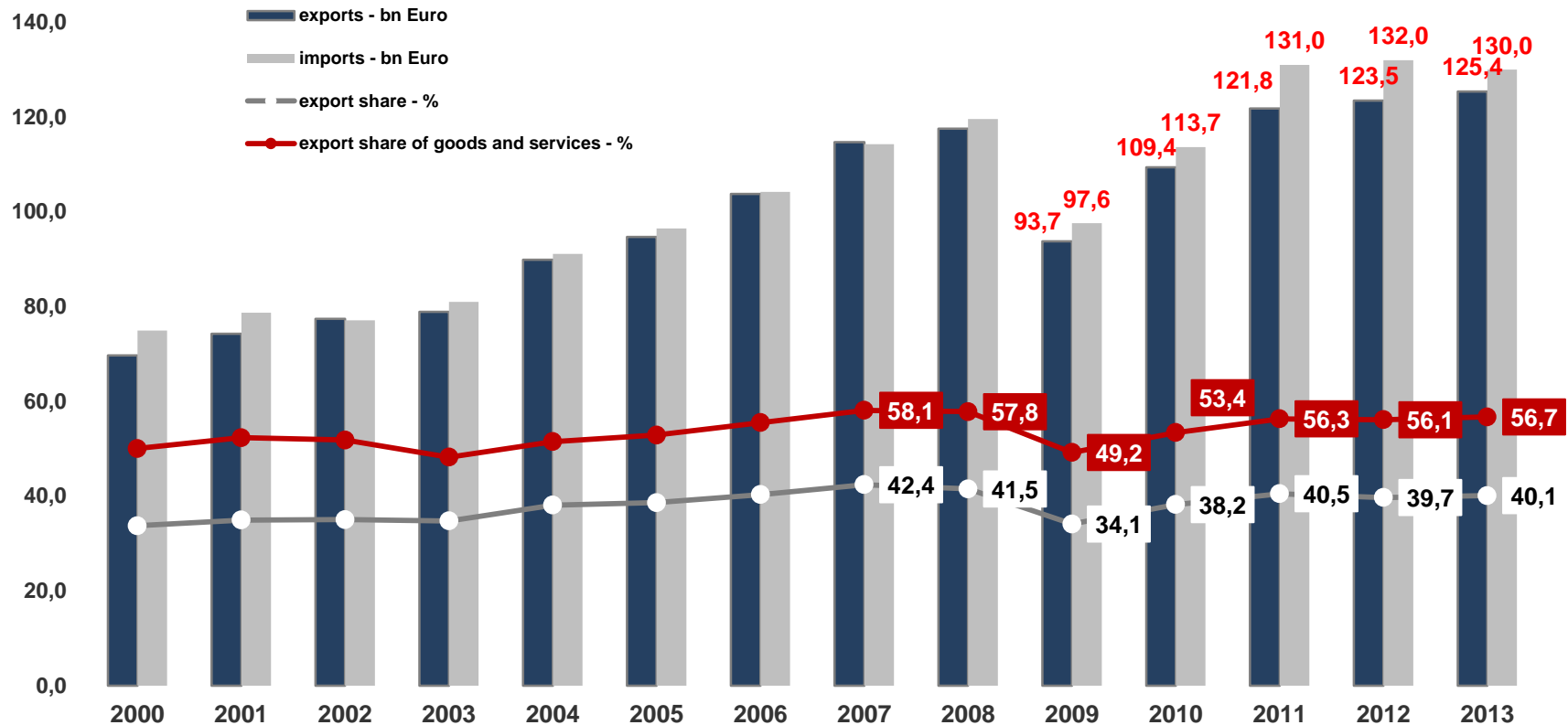
## Events

Making the right connections.

1,232 events a year

# Austrian Exports 2000-2013

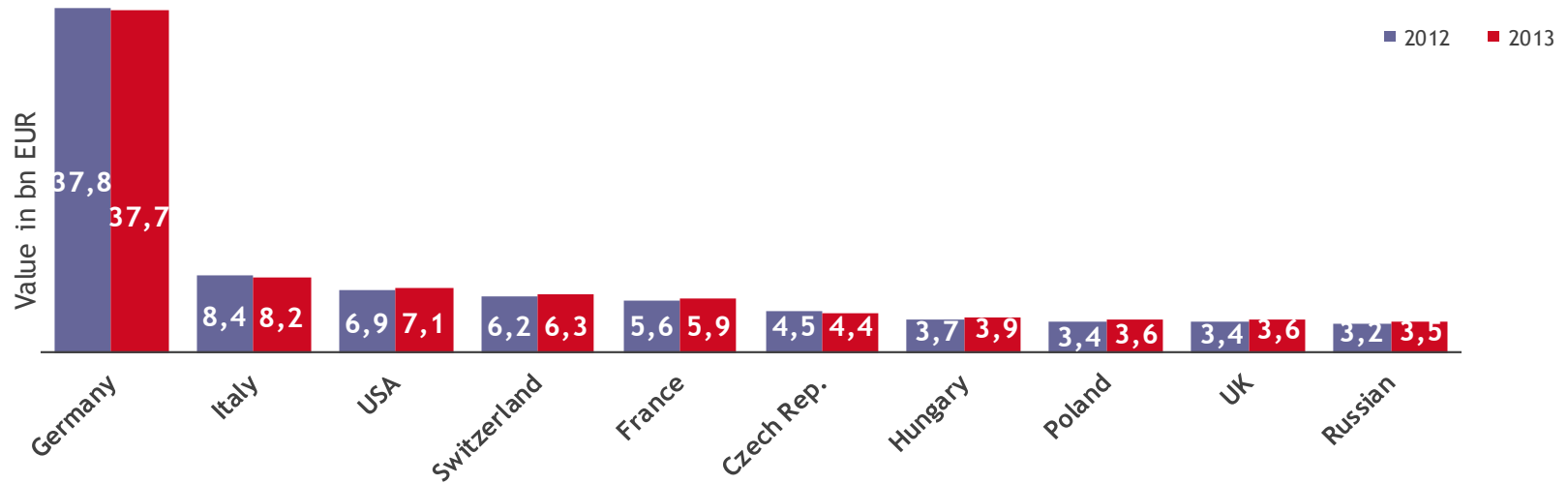
(preliminary data)



Source: Statistics Austria, WIFO

# Top export markets 2013

(preliminary data)



Source: Statistics Austria

# Importance of Czech Republic for Austrian Exports



#6 Most Important  
Exportmarket  
Worldwide

(DE, IT, US, CH, FR, CZ)



#4 Most Important  
Exportmarket  
European Union

(DE, IT, FR, CZ)

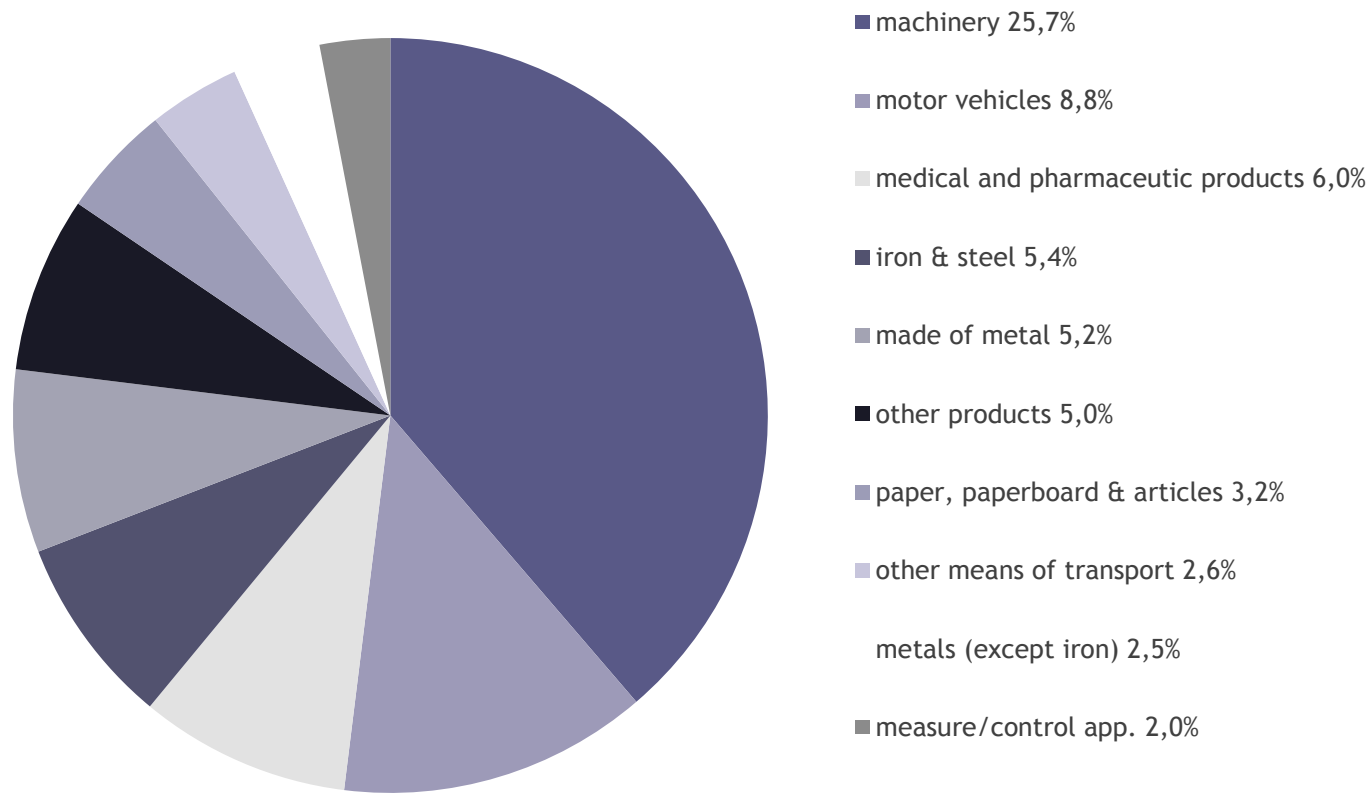


#1 Most Important  
Exportmarket  
CEE

(CZ, HU, PL)

# Top 10-Export products 2013

## 2/3 of total exports

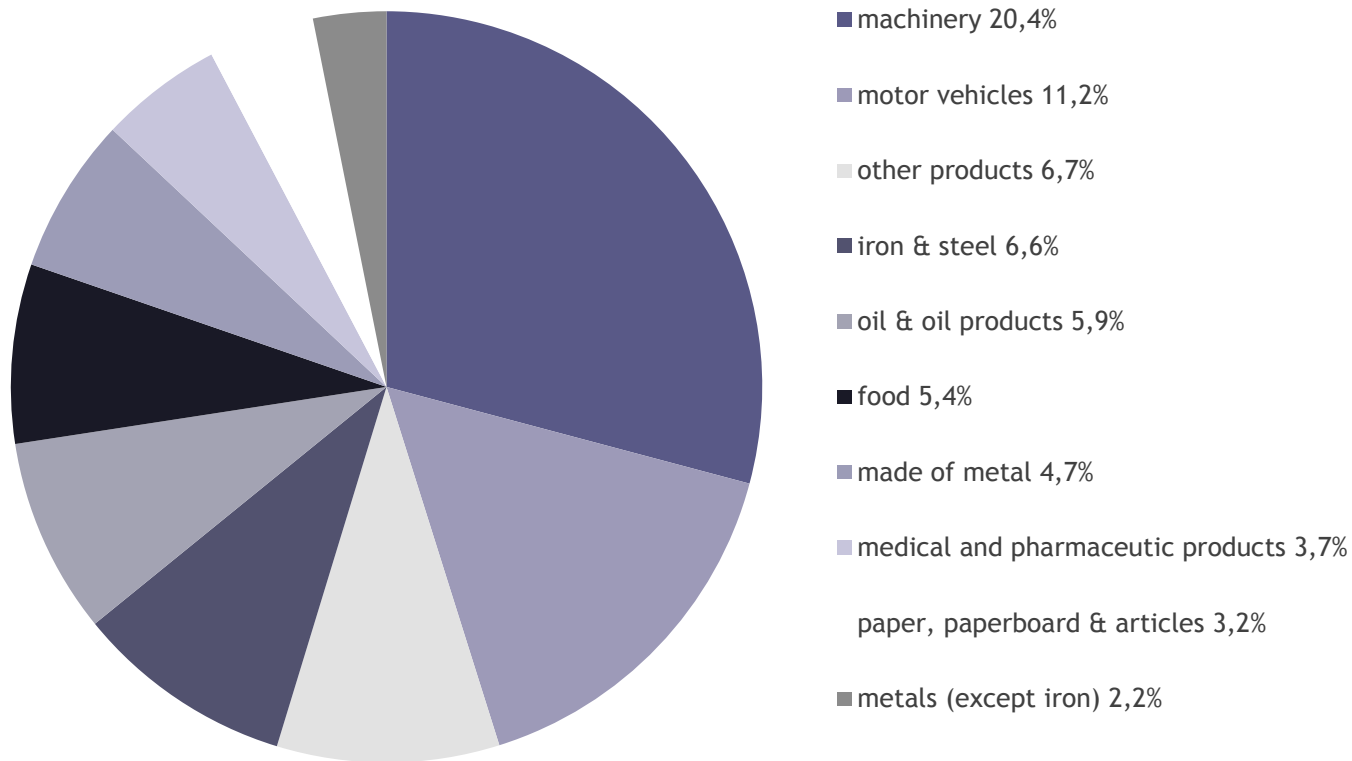


Source: Statistic Austria



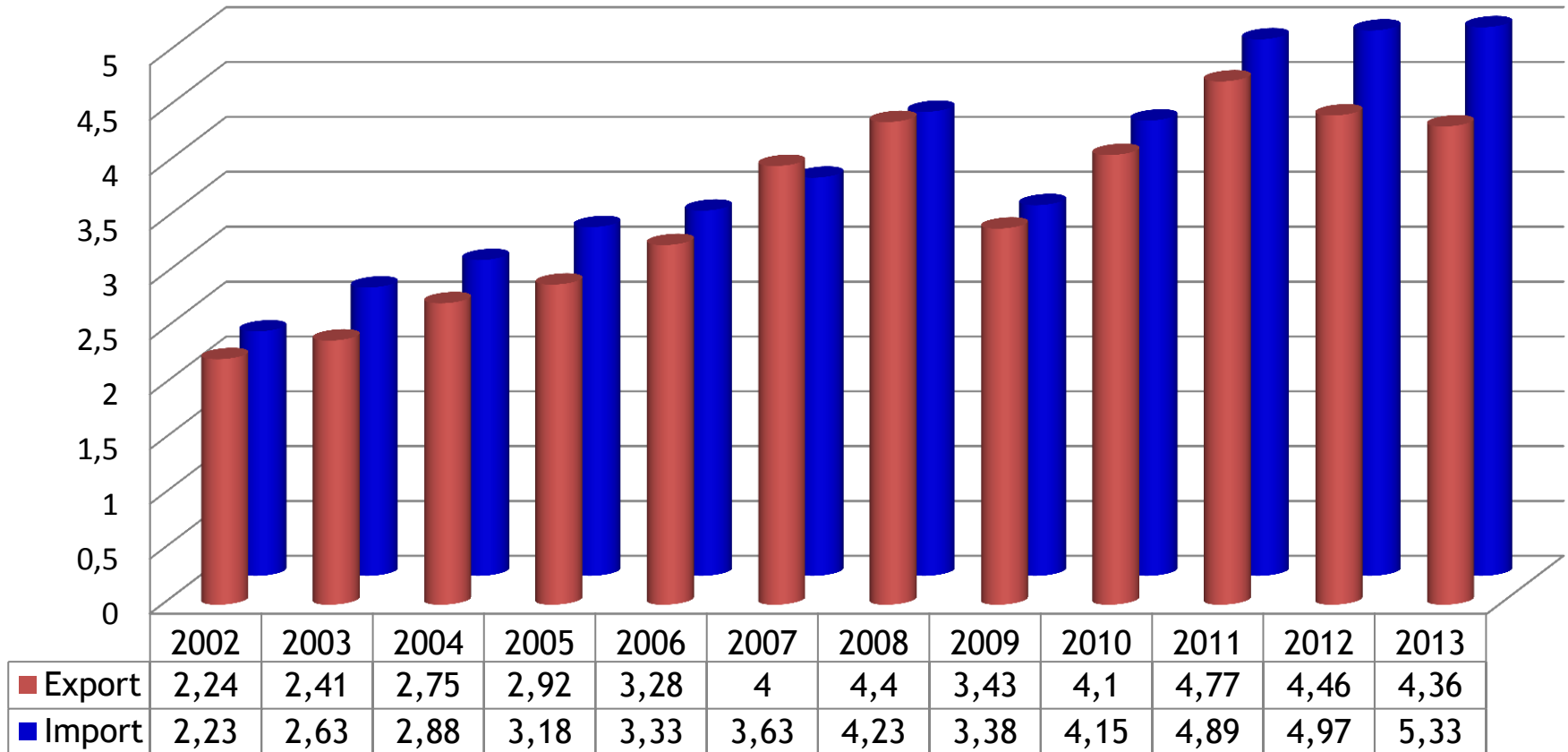
# Top 10-Export products CZ 2013

## 2/3 of total exports



Source: Statistic Austria

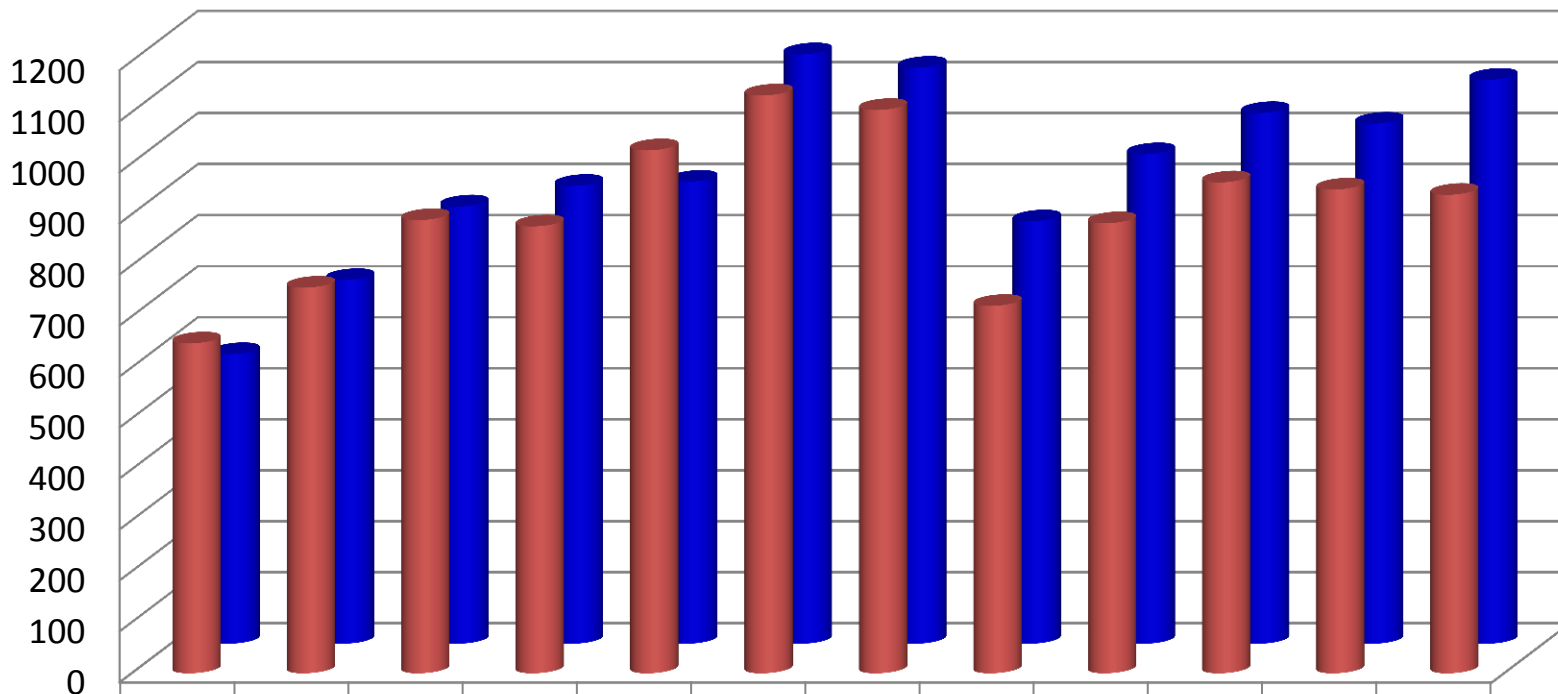
# Bilateral Trade / AT - CZ



# Bilaterální obchod / AT -CZ



## STROJE (SITC 7 – SITC 78 – SITC 79)



	2002	2003	2004	2005	2006	2007	2008	2009	2010	2011	2012	2013
■ Export Mio EUR	647,3	756,4	888,7	876,4	1025,5	1132,8	1104,4	720,7	882,6	962,6	948,6	938,3
■ Import Mio EUR	568,3	713,4	857,5	897,8	905,8	1155,4	1129,2	828,3	959,7	1040,4	1019,6	1105,5

AT – VÝVOZ STROJŮ DO CZ 2002/2013: +45%

AT – DOVOZ STROJŮ Z CZ 2002/2013: +95% (SKORO ZDVOJNÁSOBENÍ BĚHEM 10 LET!)

Zdroj: STATISTIK AUSTRIA

# STRUKTURA 2013



<b>STROJE (SITC 7 bez SITC 78 + 79)</b>	<b>AT VYVOZ DO CZ, PODIL v %</b>	<b>AT DOVOZ Z CZ, PODIL v %</b>
Součet, Mio. EUR	938,3	1.105,5
z toho:		
71 - Stroje a zařízení k výrobě energie	6,6%	10,2%
72 - Strojní zařízení pro určitá odvětví průmyslu	21,0%	14,2%
73 - Kovozpracující stroje	3,5%	2,7%
74 - Stroje a zařízení všeobecně užívané v průmyslu, j.n.	20,5%	18,1%
75 - Kancelářské stroje a zařízení k automat. zpracování dat	4,0%	6,6%
76 - Zařízení pro telekomunikace a pro záznam a reprodukci zvuku	5,4%	6,4%
77 - Elektrická zařízení, přístroje a spotřebiče, j.n.	38,9%	41,7%

# FDI's in Czech Republic



Netherlands

30%

Mainly Tax Reasons  
Trade

Germany

15%

Automotive, Industry,  
Trade

Austria

13%

Finance, Real Estate, Trade



Any questions?



Christian Miller  
ADVANTAGE AUSTRIA Praha  
[praha@advantageaustria.org](mailto:praha@advantageaustria.org)